

Application Integration

In addition to adding users manually as described in chapter [User Management](#), MailStore Server can synchronize its internal user database with the Application Integration Server of your company.

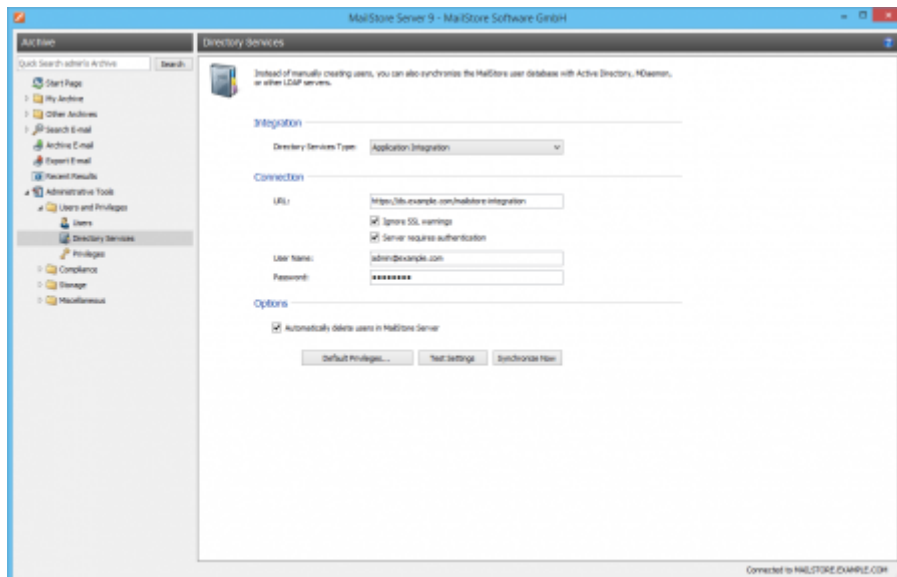
During synchronization user information such as user names and email addresses are read from the Application Integration Server and recorded in MailStore Server's user database. No changes are made to the Application Integration Server itself by MailStore Server. The scope of the synchronization can be limited through filters.

Contents

- [1 Accessing the Directory Service Configuration](#)
- [2 Connection to Application Integration Server](#)
 - [2.1 Options](#)
- [3 Assigning Default Privileges](#)
- [4 Running Directory Services Synchronization](#)
- [5 Login with Application Integration Server Credentials](#)
 - [5.1 Procedure for Users Created by Synchronization with Application Integration Server](#)
 - [5.2 Procedure for Manually Created Users](#)

Accessing the Directory Service Configuration

- Log on to MailStore Client as a MailStore Server administrator.
- Click on *Administrative Tools > Users and Privileges* and then on *Directory Services*.
- In the *Integration* section, change the directory service type to *Application Integration*.



Connection to Application Integration Server

For synchronization MailStore Server requires information on how to connect to the the Application Integration server.

- **URL**
The URL where the Application Integration server is serving requests. When using a self-signed or non-public SSL certificate on the Application Integration server, enable the *Ignore SSL warnings* option. If accessing the Application Integration server requires authentication , enable the *Server requires authentication* and enter the credential in the following fields:
- **User Name**
Name of user who has access to the Application Integration server
- **Password**
Password of the user who has access to Application Integration server

Options

- **Automatically delete users in MailStore Server**
Here you can choose whether users whose accounts have been deleted in the Application Integration Server will also be deleted in MailStore Server's user database by the synchronization. If the archive folder of such a user already contains archived emails, only the user entry but not its archive folder will be deleted in MailStore Server. Additionally, only MailStore Server users that have their authentication method set to *Directory Services* will be deleted.

Assigning Default Privileges

By default, users that have been synchronized to MailStore Server from Application Integration Server have the privilege to log on to MailStore Server as well as read access to their own user archive.

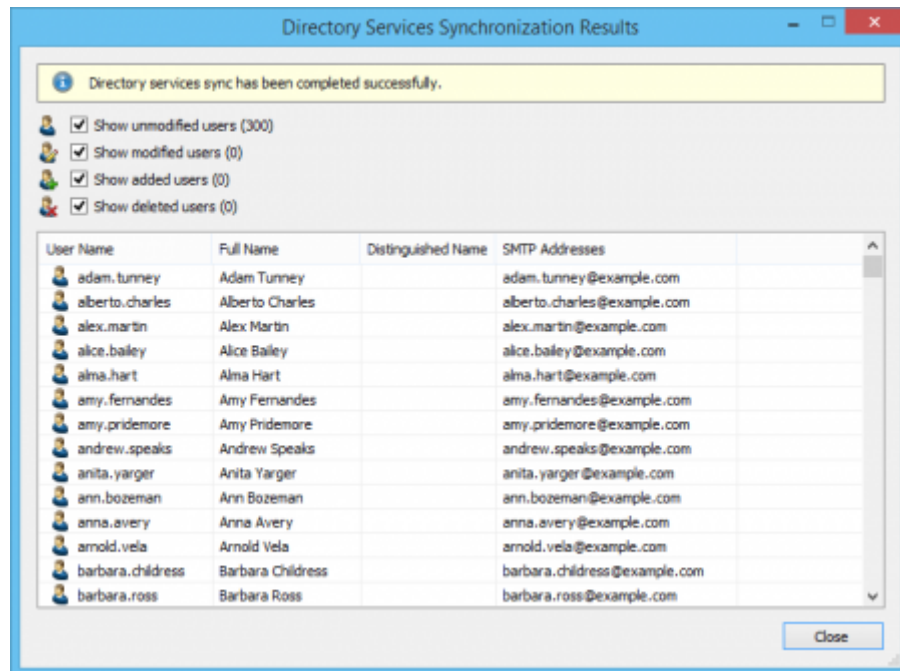
You can configure those default privileges before synchronization, for example, to assign the privilege *Archive E-mail* to all new users. To do this, click on *Default Privileges...*

More information on managing user privileges and their effects is available in the chapter [Users, Folders and Settings](#) which also has details on editing existing privileges.

Running Directory Services Synchronization

Click on *Test Settings* to check synchronization configuration and the results returned by the Application Integration Server without any changes to the MailStore Server user database being actually committed.

To finally run the synchronization, click on *Synchronize now*. The results are shown with any changes committed to the MailStore Server user database.



Login with Application Integration Server Credentials

By default, each user created in MailStore Server has a local password. The MailStore Server administrator can specify this password during creation of a new user account. The respective user can later change this password in MailStore Client's *Quick Access* section if he or she has ample privileges.

Alternatively, if an Application Integration Server is available, you can configure MailStore Server to allow users to log on to MailStore Server using their Application Integration Server credentials.

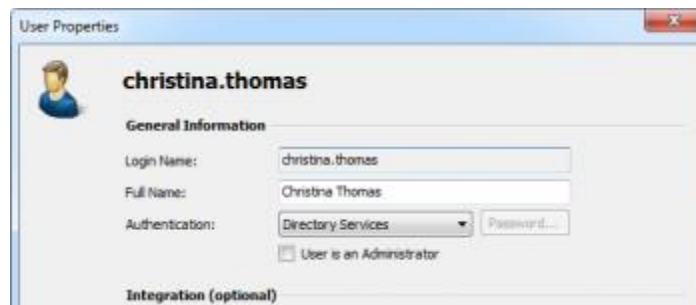
Procedure for Users Created by Synchronization with Application Integration Server

If you have created MailStore Server users by Application Integration Server synchronization as described in the previous section, no further action is required. In this case, MailStore Server has already configured all necessary settings automatically for you. Users can log on to MailStore Server via *Standard Authentication* by using their Application Integration Server username and Application Integration Server password.

Procedure for Manually Created Users

If you have created MailStore Server users manually and want them to be able to log on using their Application Integration Server credentials, please proceed as follows after you have configured the Application Integration Server integration as described above.

- Verify that the names of the MailStore Server users match those of the corresponding Application Integration Server users.
- In the *General Information* section of the user properties select *Directory Services for Authentication*.



Users can now log on to MailStore Server via *Standard Authentication* by using their Application Integration Server username and Application Integration Server password.

